

Guang Her Cheng Electronics Industrial Co., Ltd


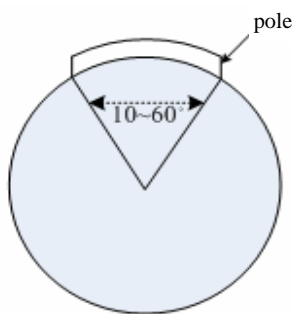
No.47-3, Chung Cheng Rd, Tahu Village, Tahuhsiang, Miaolihsien, Taiwan.
 Tel: 886-37991847, Fax: 886-37991845 Web: www.ghc.en.alibaba.com; www.shoneche.com
 Email: sophina_ghc@163.com; ghc-export@taiwanghc.com.cn

Adjustable Ignition Timing AC CDI & Coil PX-32

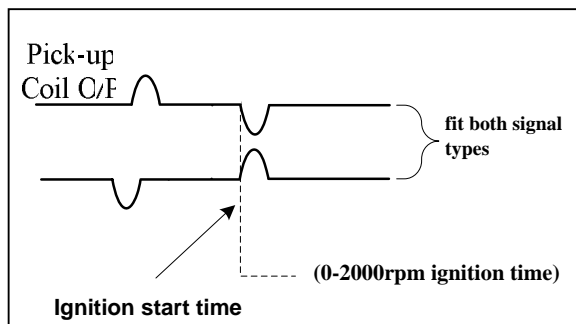
Model: PX-32

Specifications :

1. Fits revolution speed 300~15000rpm
2. Applied voltage: 9-16v
3. Operation Temperature: -20℃ ~ +40℃
4. Fitted ACG : pole length 10°-60°
see picture

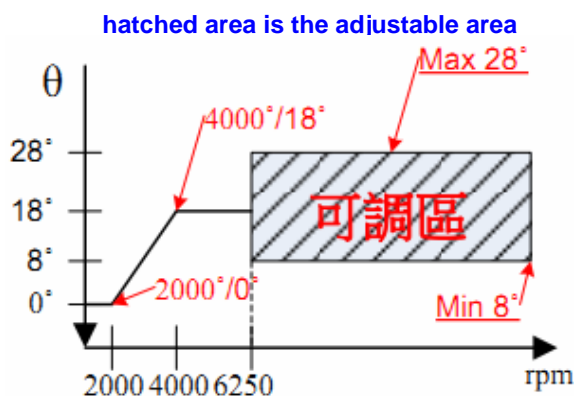


5. Fits trigger coil (pickup coil) signal:

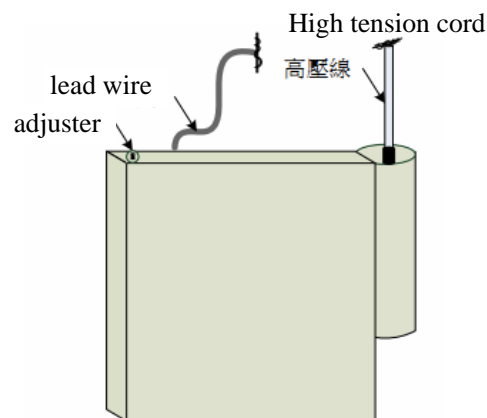


6. Features of setting

- A: Ignition timing adjustable by $\pm 10^\circ$
- B: RPM adjustable ranges 6250-10500rpm see below A drawing.
- C: advance or delay timing adjuster screw (see below B drawing)
- D: Combine original CDI or replacement


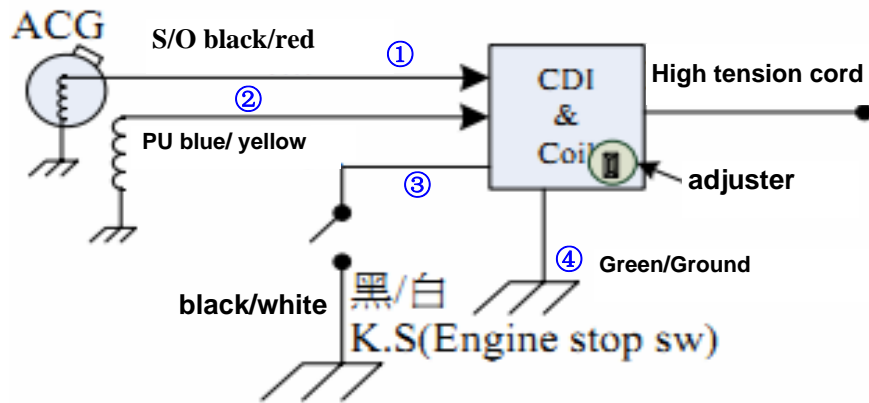


A



B

7. Wiring Diagram

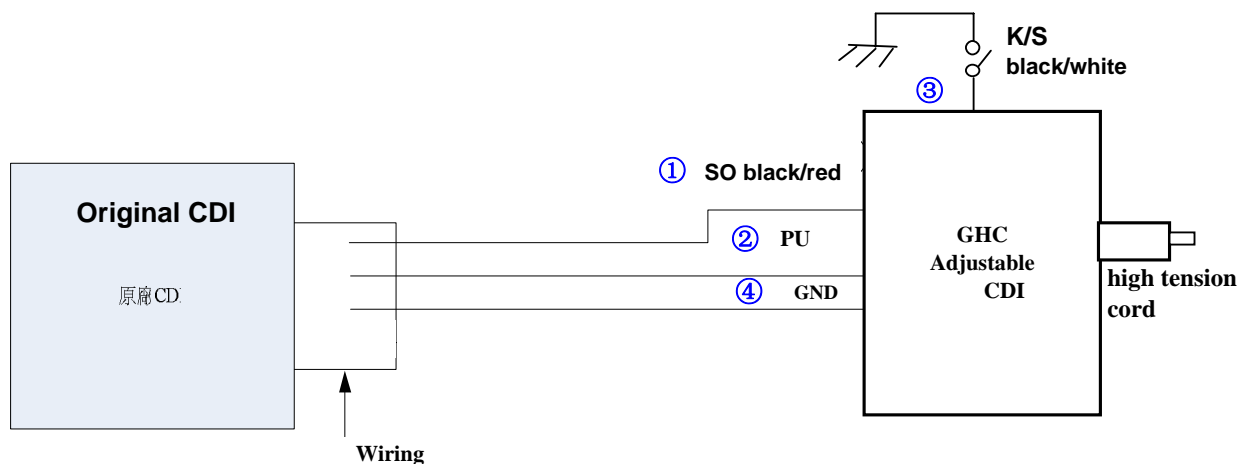


8. Warning:

- 1). Not allowed to use it if over applied voltage and temperature .
- 2). This products is refitting parts , incorrect adjusting might damage engine .
- 3). if you need special function, please specify for our seperate development.
- 4). Incorrect wiring match might damage product !

9. Combine original CDI connection method

Some Original factory CDI is with multifunctions like controlling other devices such as Headlight relay coil , Stand by Switch etc, the connection method as below diagram to combine our CDI (if it is just a common original CDI, replace whole CDI directly)



Remarks: apply this model CDI, user have to remove the original ignition coil